

Heavy Duty PVC Water Suction Hose



Construction:

- Clear, flexible PVC tube
- High tensile strength polyester fabric reinforcement
- Rigid orange PVC right-handed helix

Operating Temperature:

- -4° F / +150° F (-20° C / +66° C)
- Service temperature depends on application

Applications:

- Fish suction and transfer
- Rental, construction, and trash pumping
- Visual confirmation of material flow
- Heavy duty water suction and discharge

Features:

- Light weight and flexibility
- Visual check of material flow by the clear tube
- Higher working pressure
- Easy to drag by the rigid PVC helix

Part Number	Hose I.D.		Hose O.D.		Working Pressure	Vacuum	Length	Min. Bend Radius	Weight
	(in)	(mm)	(in)	(mm)					
LH-SPV-51	2	51.0	2.6	66.0	100	28	100	4	0.74
LH-SPV-76	3	76.2	3.7	94.0	100	28	100	6	1.28
LH-SPV-102	4	102.5	4.8	121.9	75	28	100	8	1.78
LH-SPV-128	5	127.5	6.0	152.0	70	28	100	11	2.69
LH-SPV-154	6	154.0	7.1	180.5	70	28	20/100	13	3.96
LH-SPV-203	8	203.5	9.1	232.0	60	28	15/20/25/50	18	5.61
LH-SPV-254	10	254.5	11.4	289.0	40	28	15/20/25/40	27	7.73

Rigid PVC Banding Coils



Construction:

- Clear/White/Grey/Yellow rigid PVC coils

Applications:

- For the hose with counterclockwise helix
- Provides smoother surface of the hose end when crimping by sleeve or clamp

Usage:


- Cut one piece into two equal pieces, thread to the space between the hose helix

Part Number	Fits Hose I.D.	Color	Weight
	(inch)		(lbs/ea.)
LH-PBC-200	2"	Clear/White/Grey/Yellow	0.33
LH-PBC-300	3"	Clear/White/Grey/Yellow	0.65
LH-PBC-400	4"	Clear/White/Grey/Yellow	0.97
LH-PBC-500	5"	Clear/White/Grey/Yellow	1.25
LH-PBC-600	6"	Clear/White/Grey/Yellow	1.48
LH-PBC-800	8"	Clear/White/Grey/Yellow	1.55

Aluminum Camlock Coupling


ITEM	SIZE	LUCO Part No.	ITEM	SIZE	LUCO Part No.
	2"	L-CLC200		2"	L-CLE200
	3"	L-CLC300		3"	L-CLE300
	4"	L-CLC400		4"	L-CLE400
	5"	L-CLC500		5"	L-CLE500
	6"	L-CLC600		6"	L-CLE600
	8"	L-CLC800		8"	L-CLE800

Stainless Steel 316 Camlock Coupling


ITEM	SIZE	LUCO Part No.	ITEM	SIZE	LUCO Part No.
	2"	L-S6CLC200		2"	L-S6CLE200
	3"	L-S6CLC300		3"	L-S6CLE300
	4"	L-S6CLC400		4"	L-S6CLE400
	5"	L-S6CLC500		5"	L-S6CLE500
	6"	L-S6CLC600		6"	L-S6CLE600

Bauer Fitting


ITEM	SIZE	TYPE	LUCO Part No.
	2"	Male	L-BAUMA-200
	3"		L-BAUMA-300
	3-1/2"		L-BAUMA-350
	4"		L-BAUMA-400
	6"		L-BAUMA-600
	8"		L-BAUMA-800
ITEM	SIZE	TYPE	LUCO Part No.
	2"	Lever	L-BAULE-200
	3"		L-BAULE-300
	3-1/2"		L-BAULE-350
	4"		L-BAULE-400
	6"		L-BAULE-600
	8"		L-BAULE-800
ITEM	SIZE	TYPE	LUCO Part No.
	2"	Female (Without Gasket)	L-BAU01F-200
	3"		L-BAU01F-300
	3-1/2"		L-BAU01F-350
	4"		L-BAU01F-400
	6"		L-BAU01F-600
	8"		L-BAU01F-800
ITEM	SIZE	TYPE	LUCO Part No.
	2"	Gasket	L-BAU35RUSE-200
	3"		L-BAU35RUSE-300
	3-1/2"		L-BAU35RUSE-350
	4"		L-BAU35RUSE-400
	6"		L-BAU35RUSE-600
	8"		L-BAU35RUSE-800

ITEM	SIZE	TYPE	LUCO Part No.
	2"	Full Set	L-BAUFS-200
	3"		L-BAUFS-300
	3-1/2"		L-BAUFS-350
	4"		L-BAUFS-400
	6"		L-BAUFS-600
	8"		L-BAUFS-800


Spiral Clamp

ITEM	SIZE	MATERIAL	LUCO Part No.
	2"	/	L-SPCLAPR-200
	3"		L-SPCLAPR-300
	4"		L-SPCLAPR-400
	5"		L-SPCLAPR-500
	6"		L-SPCLAPR-600
	8"		L-SPCLAPR-800

Sleeve

ITEM	SIZE	MATERIAL	LUCO Part No.
	2"	Carbon Steel	L-SLV-200
	3"		L-SLV-300
	4"		L-SLV-400
	5"		L-SLV-500
	6"		L-SLV-600
	8"		L-SLV-800

Ferrule

ITEM	SIZE	MATERIAL	LUCO Part No.
	2"	Carbon Steel	L-FER-200
	3"		L-FER-300
	4"		L-FER-400
	5"		L-FER-500
	6"		L-FER-600
	8"		L-FER-800